



The Trowel

Bloomington Garden Club

Volume 2, Issue 1

President's Prose

Dear Members and Friends,

After a lovely sunny day last week and what looked like it might be a chance for all this snow and ice to thaw, it is again frigid outside and it is going to snow again over the weekend. While I actually like winter, this one is getting old very fast and I cannot wait for spring! I have an "app" on my phone that tells me the temperature in Johannesburg (my hometown)! When I see that it is 80 for the high and 57 for the low – I do truly wonder why I live in Illinois!!

I do hope that all of you are faring well? I know that, because of this weather, some of our members have been unable to attend the meetings and I trust that you are OK, and also just waiting for a little warm weather to get out and about again.

While this is not usually a topic that I would broach in my notes to you, I have been wondering what I will do when the snow goes away and I am faced with the prospect of cleaning up the lawn which my golden retriever, Cody, visits daily!! When I ventured out recently I was dismayed at the prospect, and so decided to have someone at least get the top layer removed! Today a nice little gentleman whose business it is to do just that, visited my back yard and I am delighted to say that it looks considerably better. If any of you are in the same predicament as I was, give me a call and I will let you know his name and number.

As you all know, I work on the flowers at Costco and so every day I am cheered by the fresh roses, pretty gardens and new floral bouquets that arrive. The spring colors and variety of blooms are truly marvelous and it inspired me to look at the order form for our plant sale and get my order in to Henia – I am so looking forward to planting this year. I do hope that you have sent your list in too and that we will all be working together in May when the plants arrive from Bartels.



And so on that wishful note, I send you warm greetings for a happy and healthy summer (when it finally arrives) and I look forward to seeing you all at the meeting in March when I will present my Armchair Safari to South Africa!

Very best,
Joyce

*No winter lasts forever; no spring skips its turn.
(are we sure????)*

2014 Program Schedule

January 21—Business Meeting

February 18—Bill Scheffler—Organic Gardening Q & A

March 18

Joyce Basel—An Armchair Safari

April 15

Plant Sale Preparation & Garden Bingo with Prizes

May 20

Wally Schmidtke—Tremendous Tomato Tips

June 17

Garden Walk—Tour Cathy Kreis' Garden, Dessert & Beverages to Enjoy

July 15

Sandy Perakis from Platt Hill—All About Herbs

August 19

Cindy Tyley—Learning About Our Property's Microclimates

September 16

Nancy Bell, U of I Extension—Viva les Vines

October 21

Don White—Growing Your First Orchid Successfully

November 4

Christmas Nursing Home Craft

December 2

Personal Evergreen Arrangement

Recent Program Highlights & Upcoming Meetings

January—Annual Business Meeting

Club members gathered to present reports on the 2013 year's activities. Elections were held for open officer positions and new committee members were formed. Please see listing on back page.

February—Bill Scheffler

Bill once again led a very lively discussion on all things biologically suitable for our lawns and gardens. A few tips:

1. You can neutralize road salt damage to your parkway by putting down gypsum. You can't apply too much.
2. Bill updated his thoughts on manure, now recommending no type of manure on our vegetable beds. The concern is that most of the animal feed that supply the manure has been grown in fields treated with Round Up and could leach into our vegetables/herbs.
3. We may see some snow mold after this snowy winter. If your grass blades are tan in color and all laying down in one direction you have snow mold. Simply rake the blades back into a standing position and that should solve it. Blades should begin to grow back in green.

March—Bloomingdale Garden Club President Joyce Basel presents an Armchair Safari of her native South Africa, including the renowned Kirstenbosch Botanical Gardens, acclaimed as one of the great botanic gardens of the world. Few gardens can match the sheer grandeur of Kirstenbosch, set against the eastern slopes of Cape Town's Table Mountain. Enjoy the magnificent floral wealth of the Plant Kingdom of "Fynbos" found at the tip of the African continent, the beauty of Cape Town, the Garden Route, Zululand and the wildlife area around Kruger National Park, and finally a view of the greatest waterfall in the world, awesome Victoria Falls! Joyce will be escorting a photo safari to South Africa in the fall of 2014. Contact her for details at 630-327-3871 or joyceb@inbox.com.

April—Plant Sale Preparation and Garden Bingo

Linda Kunesh and the Plant Sale Committee will be on hand to put the finishing touches on all the details of the May 2 & 3 sale. Volunteer sign-up sheets and all instructions will be shared. Please come and learn how you can be a vital part of our annual fundraiser. We will round out the meeting with a fun time of playing Garden Bingo. Garden-themed prizes will be awarded.

May—Wally Schmidtke

Wally is a garden center manager at Berthold's Flowers, Gift and Garden in Elk Grove Village. You may have read his contributions to the award winning column "Ask a Master Gardener" or "Tremendous Tomato Tips" published in the Daily Herald. Wally's nickname on the Mike Nowak Radio Show is 'Dr. Wally'. He has done programs at the Chicago Botanic Gardens, Oakton Community College, College of Lake County, William Rainey Harper College, Des Plaines, Niles and Schaumburg Public Libraries to name a few. His presentations are based on organic/natural techniques teamed with a lifetime of gardening experience.

Tremendous Tomato Tips Tired of tasteless, expensive store bought tomatoes grown with who knows what? Time to start daydreaming about juicy, healthy homegrown tomatoes! Wally's love of tomatoes and many years of gardening experience come together in a very informative, practical presentation on growing tomatoes organically. The latest trends and products in tomato culture will be reviewed along with Wally's unique tips.



2014 Guidelines for Perennials—Bloomingdale Garden Club Spring Sale

We LOVE getting plants from our Garden Club Members and their friends for our Plant Sales. Below are a few “guidelines” we’d appreciate you following to ease your preparation and help our Garden Club get the most profit we can while giving our customers high quality, member-grown plants.

Preparation for Our Plant Labels and Signs: By April 12th, call Cathy Gall (630-980-8493) or email (jocagallfam@att.net) to let her know what plants you will provide, how many, their height and spread, bloom time, and their growing conditions. Please include in your call or email the common name, along with the botanical name if you know it. Cathy is preparing labels for the plant markers. She’ll contact Henia to let her know so she can make printed signs that will be posted in the group of “like plants.” An example is shown below:

3 – ‘Autumn Joy’ Sedum (*Herbstfreude*). Pink (changing to rust) flowers in flat heads; fleshy green leaves. 24” H x 18” W. Full sun or partial shade. Flowers August-September.

Perennial Plant Potting Party: Saturday, April 19th, 10 a.m. – 5 p.m. Cathy’s House, 264 Crestwood Lane, Bloomingdale. You may bring your plants in bags or boxes and members will help you get them potted.



BE SURE TO CHECK A PERENNIAL BOOK OR THE INTERNET TO SEE IF THE PLANT CAN BE DIVIDED IN THE SPRING!

Sneak Peak at Perennials: Wednesday, April 30th, 5 – 8 p.m.: Members and friends may purchase early at Cathy’s house – cash or check only.

IF YOU DECIDE TO DIG UP AND POT YOUR PLANTS YOURSELF, PLEASE FOLLOW THESE GUIDELINES:

Plan ahead. Perennials should be dug up **NO LATER THAN APRIL 19TH** for our Sale to allow the plants to “settle in” into their pots. Be sure they are watered regularly and receive sufficient sun/shade so they can acclimate to their potted home.

Use a pot size that accentuates the plant’s full, lush growth for early fall. Use regular plastic pots, e.g., 6”, 8”, 10”, 12”, etc., for potting (no plastic bags please). Call Joyce (630-327-3871) or Linda (630-221-8684) if you need pots.

The type of plant and its condition, along with the size of the pot will determine our pricing.

Please use potting soil, NOT garden soil or dirt. The more attractive our plants are, the better they will sell. Re-use “old” potting soil from last year, if necessary, or purchase all-purpose potting soil at Home Depot, Lowe’s, etc., to cut down on your cost. (You do not need to purchase ‘Miracle Grow Soil-less Potting Mix.’) They will be transplanted by the customer within a few weeks from the time you pot them up. To minimize the mess, put a piece of newspaper or a new coffee filter in the bottom of the pot to cover the hole so the soil does not fall out.

Potted perennials need to be dropped off at the Bloomingdale Park District Maintenance Building, 259 Springfield Dr., Bloomingdale, Thursday, May 1st, 6-8 p.m. or Friday May 2nd at 8 a.m. Plants dropped off later may not be available for sale.

Important Notes:

*We do not have the resources available to help dig up plants unless there is an unusual circumstance.

*Please do not be offended if we “price” your plant for less than you think is appropriate. As the Sale progresses, or if we have an abundance of similar plants (e.g., day lilies), prices may be reduced to “Buy 1 [at highest price]; Get 1 [or 2] FREE.”

Questions or Concerns: Contact Cathy at 630-980-8493 or Linda at 630-221-8684.

We Need Pots!

Please start collecting and gathering your 6, 8 and 10" plastic pots. We need them for our perennials at the potting party on April 19. Perhaps your neighbors and friends may have some as well.

You Could Have Lead In Your Garden Hoses

Several of us attended a gathering to hear Kay McKeen from the DuPage County organization called S.C.A.R.C.E. (Inspiring People to Care for the Earth). She noted that while it was legislated to remove the lead from garden hoses many years ago, many of them still contain lead. Dangerous for anyone drinking from the hose, "sipping" from the kiddie pool and eating vegetables that have been watered with them. The hoses with lead leech even more when exposed to sunlight!!! There are lead-free hoses on the market now (check Costco) and Kay suggests we replace our hoses ASAP. Check the labels!



We hope to secure Kay as a speaker in 2015. She highlighted a book, "Founding Gardeners", by Andrea Wulf, (Washington, Adams, Jefferson, Madison) telling of our early presidents, their love of gardening and their early sustainability practices. A great read!!!

Sustainability...live well today, but make sure those in the future can as well.

Burpee has a new App

Burpee's new App is called, "Garden time Planner". It will tell you when to sow, transplant, and expect to harvest veggies and herbs in our region. It also has a full database of plants, local weather and links to "how-to" videos.

Go to Burpee.com It is free!

Dividing Hostas

Birds & Blooms Extra, March 2014, featured a "how-to" for dividing hostas from Michael Shadrack, author of "The New Encyclopedia of Hostas".

When: Spring, just as shoots appear, is the most convenient time. After all, it's easier to separate clumps without all those leaves getting in the way.

How: The easiest way to divide large to medium hostas is to cut slices with a sharp spade, as if your serving a round cake. Once dug up, these slices can be divided further and replanted.



Or: Alternatively, the entire root clump can be dug up. Depending on the cultivar, roots may come apart easily by teasing and shaking, while the toughest rootstock may require a saw.

And Don't Forget: Dip your spade or knife in fungicidal solution labeled for use on hostas before and after use, and dust cut plant areas with a fungicidal powder. After a season, your parent plant will look as beautiful as ever, and you'll have successfully divided off many more hostas to enjoy in your own backyard or to share with your hosta-loving friends (or to donate to our spring plant sale).



I love spring anywhere, but if I could choose I would always greet it in a garden.

**2014 BLOOMINGDALE GARDEN CLUB FLOWER & PLANT SALE,
FRIDAY & SATURDAY, MAY 2 & 3**

Spring will be blooming soon with the arrival of beautiful flowers from Bartels, our professional grower in Michigan. We'll also have perennials from members' gardens. **Club member help is needed for MANY things:**

Plastic Pots Needed: Sizes needed – 6", 8", 10", and 12". Bring to the Potting Party.

Perennial Potting Party, Saturday, April 19, 11 a.m. – 5 p.m. (Rain or Shine). Cathy Gall's house, 264 Crestwood Lane, Bloomingdale. Bring your perennials with information attached and we'll help pot them up. Also bring a snack to share and your favorite beverage. See additional information about the Potting Party elsewhere in this Newsletter.

Plant Sale Prep, Thursday, May 1, 4 – 9 p.m. We'll be bringing over the perennials from Cathy's house and take all equipment to our Plant Sale location – the Bloomingdale Maintenance Building, 259 Springfield Drive (NORTH end of Springfield Park), Bloomingdale. VANS, TRUCKS, SUVs especially needed for this process! We hope to set up as much as we can this evening to save time for the next morning to unload the flowers upon delivery from Bartels.

Flower Delivery & Staging, Friday, May 2, 6 a.m. to Noon. We need LOTS of help unloading the flowers and staging the flats, cases, and baskets of flowers. Bring your family members, friends, and neighbors to help.

Picking Up Pre-Sale Orders, Friday, May 2, Noon. We'll do our best to have all pre-sale orders pulled, set aside, and ready for pick-up by noon. We will not sell to the public until all pre-sale orders are pulled and set aside.

Plant Sale: Friday, May 2, Noon to 6 p.m.; Saturday, May 3, 9 a.m. to 3 p.m. Help is needed for set-up, sales, and clean up. Contact Linda at 630-221-8684 or kunesh310@comcast.net to let her know WHEN you will commit to help.


Gift Certificates: Still available from Henia (847-985-8408). These make great Mother's Day, Easter, and birthday gifts. Day-of-Sale prices apply.



Prepare Now for Those Pesky Earwigs

Use sections of old garden hose to trap those devilish-looking earwigs. Simply put lengths of hose in and around areas where you've seen them scurrying, leave in place overnight and dump the whole shebang in a bucket of hot, soapy water the next morning. That'll be all she wrote!

*From Jerry Baker's "Don't You Dare Throw It Out!" booklet



Recipe for Kale Chips

Rinse and pat dry leaves of kale. Tear into "chip" size pieces. Toss with olive oil and seasoning of your choice.

Bake on a cookie sheet at 325 degrees for 14 minutes, turning after 7 minutes.



A healthy option

Help Plant Flowers at the Convalescent Center

BLOOMINGDALE GARDEN CLUB TO PLANT AT THE DUPAGE CONVALESCENT CENTER MAY 17th

Please join us to plant annuals for the Cutting Garden at the DuPage Convalescent Center Resident Garden (400 N. County Farm Rd., Wheaton) on Saturday, May 17th, 2014, 8:45 a.m. – Noon. Park in any spot designated for Visitor or Volunteer. We'll meet at the Entrance behind the Center. Bring garden gloves, a trowel, and kneeler. Please contact Linda by Wednesday,

May 14th to let her know if you will join us or if you have any questions -- 630-221-8684 (h); 630-306-7854 (c); kunesh310@comcast.net



"There are always flowers for those who want to see them."

Plant An Animal Garden

Laurie West, of Birds & Blooms, shared her fun idea of planting a garden with plants with animal names in the January 2014 issue. Here are her choices:

1. Lambs' ears
2. Elephant's ears
3. Spider flower
4. Little Bunny miniature fountain grass
5. Butterfly flower
6. Ostrich fern
7. The Ravers Bumble Bee African daisy
8. Alligator Alley hosta
9. Lion King Japanese iris
10. Gold Zebra foamy bells (Heuchera)

The possibilities are endless if you think about it. Really fun for children of grandchildren to help plan.



Loriann Gulik-Hoyle's Student is a Winner!

The Bloomingdale Garden Club sponsored my student, Alyssa Hayes, in the National Garden Club poetry competition for grades K-9. She wrote the following poem and I submitted it. Her poem was chosen as the National Garden Clubs, Inc. Youth Poetry Contest 9th grade State winner! Her poem is now being submitted to the regional poetry competition. (I'll let you know how that turns out when I find out.)

The difference one person can make

You ask yourself
what can one
person
possibly do?

There's an open space,
go plant a tree.
There's garbage by the river,
go clean it.

You need to get somewhere,
ride your bike.
You are done with your drink,
recycle the bottle.

Trust me,
there's a lot
that one person
can do.

by: Alyssa Hayes
Grade 9
Morton West High School




Dear Bloomingdale Garden Club,

We are writing to thank you for sponsoring a fantastic entry for the National Garden Clubs of America Inc. poetry contest. The poem by Alyssa Hayes was chosen to advance to regional. Our committee really enjoyed her work. We wish her good luck! We are hopeful that the Bloomingdale Garden Club will sponsor entries next year.

Sincerely, The Riverside Garden Club

Bloomingdale Chamber of Commerce Art Exhibit & Sale



This exhibit features a variety of works by members of the Bloomingdale Artist Association. Our member, Helen Price, has a photo and a watercolor in this exhibit which runs from February 17—May 30. The Chamber location is 108 W Lake Street, Bloomingdale. The hours are 9am-2pm, Monday through Thursday. A special Exhibit Reception will be held March 13 from 6-8 PM.

Cantigny Greenhouse Tours...

Do you have a bit of time to spare to take advantage of a morning garden tour? Join us on the first Tuesday of the month, March through November, 11:00 am until 12:00 PM. You will get to take a peek at a very specific part of the garden (maybe a spot you've never investigated before) with the staff horticulturist responsible for that area. Registration is requested. This tour is free with paid parking. Questions? Please call 630 260 8162.

****Our Member Virginia Engel has found these tours to be very informative.**

Become A Hummingbird Pro

Did you know that you can become a hummingbird pro? Birds and Blooms is offering an online course through their Backyard Birder program. You will enjoy:

- Practical gardening techniques
- Amazing hummingbird videos
- Proven feeder solutions
- Expert bird-attracting tips.


Enroll at backyardbirder.com



P.S. I recently visited my sisters/parents in Palm Springs, California. Not only did we enjoy bunches of hummers feeding off their balcony, but they have also built a nest in one of their tall cactus potted plant. So fun to watch.

A New Garden Helper

A Birds and Bloom contributor shared a great tip:



At the end of winter, cheap plastic sleds (rectangular shaped) are frequently thrown away. Loretta Banta, from Denver, Colorado has gone dumpster-diving for a couple and now use them to move soil, sod and tree clippings around her yard. She finds them easier to load and maneuver than a wheelbarrow.

HAPPY ST. PATRICK'S DAY

Good Cheer—Member Concerns

*Marian Jonas is living with her daughter, Shirley Steinkamp. Address: 24 Whittington Course, St. Charles, IL 60174. Phone # 630-549-6273. Marian was hospitalized recently with high calcium levels and was falling a lot. Things are under control now. We know she would appreciate cards from members of the Garden Club.

*Bert West continues gracefully living his life with Pulmonary Fibrosis.

*Geri Beyer is in cancer treatment. Pray for her continued strength and healing.

*Jane Czyzewski has had some extensive dental concerns. Pray for her healing.

*Vivian Krotz continues to struggle with ear and other health concerns. Pray for her doctors to find the cause and help her to heal.

*Happy to report that while still having cancer treatment, Mary Fortino is able to be out and about.



Field Trip Anyone???

The planning committee, Bobbi Pulido, Maureen Gibson and Cathy Kreis, are more than willing to plan a field trip or two. We just need some ideas of where you all would like to go.

The possibilities are really endless. Here are a few options:

1. The Healing Gardens at Stone Hill Farm in St. Charles.
2. Lilacia Park (Lombard) in early May—beautiful!
3. Cantigny Gardens
4. Trudi Temple's Farm in Marengo
5. Ball Horticultural Company in West Chicago
6. Orchids by Hauserman, Villa Park

Contact us with your ideas!!!

Bobbi - fortpulido@comcast.net

Maureen—mrkgibson1213@hotmail.com

Cathy cathyjk@sbcglobal.net

Bloomington Garden Club

Meeting Location:
Bloomington Police Station
201 S Bloomington Rd
Bloomington IL 60108

Email: cathyjk@sbcglobal.net
Phone: 630-351-9336

We're on the Web!

www.bloomingtongardenclub.org



The Bloomington Garden club was formed to encourage the advancement of gardening, development of home grounds and civic beautification. To stimulate interest, knowledge and love of gardening among amateurs. To aid in the protection of native trees, flowers and birds. To further the extermination of noxious weeds and to cooperate with other organizations in the beautification of the community.

Membership is open to all persons at his or her request of application regardless of residence. Annual dues for a single new member are \$20 and \$25 for a couple, when paid January 1-June 30. Half year dues for a single new member are \$10, and \$12.50 per couple when paid July 1 thru December 31.

2014 Club Officers/Committees

*President.....Joyce Basel
*1st Vice President.....Marilyn Johnson
(Membership)
*2nd Vice President.....Roberta Pulido
(Programs)
Program Committee.....Maureen Gibson
Cathy Kreis
Publicity.....Helen Price
Publicity Committee
Newsletter.....Cathy Kreis
Website.....Dan Vitacco
*Treasurer.....Henia Sullivan
Good Cheer.....Esther Ahlrich
Hospitality.....Mary Fortino
*Recording Secretary.....Kelly Vitacco
Ways & Means.....Linda Kunesh
*Corresponding
Secretary.....Joyce Basel
*Denotes Executive Board

I am looking to purchase an old fashion manual type-writer for my grandsons. My grandsons are interested in having one after trying one at a friend's house. Or if anyone has seen one at a thrift store, I would appreciate the information.

Thank you. Irene Jones
630-529-0244

