

# The Trowel



Bloomingtondale Garden Club

Volume 1, Issue 3

## President's Prose

Dear Members and Friends,

I hope that all of you enjoyed a safe and happy Labor Day weekend. I am amazed that it is already the end of summer - it seems like yesterday that we were all buying our plants and looking forward to working in the garden for a few months!

Most of my annuals have done well - some of the new hybrids are a little disappointing, but no doubt they will improve. I am sure that Linda and her plant sale committee will be happy to hear about your successes and also about those you find did not do as well as hoped. We are already working on next year! And of course, we are all looking forward to the Fall Plant Sale which is just a few weeks away. Remember to dig up those perennials that you want to share and join us at the Potting Parties that are planned.

This past Monday was the 95th Birthday of our most senior member Marian Jonas! I arranged a lovely vase of those beautiful yellow roses with the red tips on the petals and was able to visit with her at her home to present them. Her daughter from Wisconsin was there and we enjoyed chatting as I gave her the good wishes from us all. She is a remarkable lady and is one of our original members and a past President of our Club. We are certainly going to enjoy honoring her and the other senior members on 19th October when we celebrate the Club's Fiftieth Anniversary.



And with regard to that party, I want to encourage each and every one of you to let Marilyn Johnson have the names and addresses of your family and friends so that we can send invitations out to them as I know that they would want to help celebrate with us on this very special occasion. Aside from a truly gourmet meal, the Mayor has issued a Proclamation and will present it to us, and we have several other very special surprises for you. The silent auction items will include a photo safari to South Africa for two people! Six days and six nights at the magnificent private estate of Zulu Nyala in the Kwa Zulu Natal province. Here the winners will enjoy fine dining, outstanding hospitality, beautiful accommodations, and friendly welcoming hosts. A game drive in an open safari vehicle twice daily will bring them into close contact with the wildlife of the area including, giraffe, buffalo, warthog, elephant, many different antelope species and even the rare and endangered white rhino. This is a super opportunity for anyone who has dreamed of going to Africa! And we have even more, a Ryder cup banner, Golf foursome at the Bloomingtondale Golf Course, an Indian Lakes getaway and more!

I am truly excited about this party! and I really hope that you are too - your committee has been working hard to make it marvelous and I am hoping that each and every one of you is planning to be there to celebrate.

As this summer comes to an end, let us look forward to the Fall Plant Sale, then the 50th Anniversary, fun meetings making our Christmas crafts and the wonderful camaraderie and friendship that we share with each other! You are an amazing and wonderful group - thanks so much for making our Club so special!

Very best as always,

Joyce



## We Were Remiss...



...In not identifying our two special members in this photo from the June edition. Marian Jonas and Mary Fortino (l-r) are two of our most precious members. Both ladies have been with the garden club for a long time. They continue to be active and helped out with our Spring Plant Sale.

## A Destination Filled Garden!

Dear Fellow Members, I've thought long and hard to come up with a title for this new article/message in our Newsletter - this is the best I could do! I welcome all suggestions! As a travel agent and a member of the BGC, I hope to inspire you to fulfill your travel dreams and encourage your travel adventures! I'm the owner of Travel Techniques established in 1986 and located here in Bloomingdale. My whole career, which began in the early 60's - (back when Lincoln was walking to school) - has been in the Field of Travel, so I have a wealth of actual travel knowledge and experience to share with each of you.

This year, a few members have asked about a cruise and land experience to Alaska! If you are considering any travel arrangements, it is my hope that you will contact me. For your benefit, I would like to dispel the idea that "group" travel is more affordable than taking advantage of the many early booking discounts that will be available --- truly, book by February for Alaska and enjoy the Early Booking Discounts (EBDs) that will apply! Another service rendered via an IATA Travel Agency...one that is registered and approved to sell all in the Field of Travel....is that once a deposit is taken for a trip, and a more affordable discount is announced, your agent has access, and the ability to apply that greater discount to your reservation....nothing is lost!


In closing, you can reach Travel Techniques at 630-671-0750 - 7 days a week! Call for exciting travel offerings, or to book that airline ticket at the most affordable rate! Yes...we work with all the carriers - Spirit and Southwest Airlines included!

Marilyn Dattilo

## Recent Program Highlights



We enjoyed really fun programs over the summer. Jan Hanson from the U of I Extension, shared her knowledge of creating fairy gardens in June. Here is one that she shared with the club (on right). Bonni Rothbaum, club member submitted a photo of a fairy garden that she put together. Aren't they both darling??? I think many of us will give this a try in the future.



In July, Julie Moore presented a great informational seminar, Don't Doubt the Drought.

At the August meeting, Eileen Wanders, delighted us all with her charming arrangements, put together with flora and fauna that is mentioned throughout the Bible. At 90 years old, she really put a lot of us to shame with her energy and enthusiasm. She had actually gone out into the corn field to pick the tassels and corn stalk leaves that she used on one arrangement! Mingled in with her talk, she entertained us, from memory, with several poems that she had written. One phrase that really stuck with many of us was "my forgetter is getting better".





Esther Ahlrich celebrated her 80th birthday this year and several garden club members helped her celebrate in the lovely garden of her daughter, Kim's (Rich) home.

Front Row l-r: Vivian Krotz, Mary Fortino,

Esther Ahlrich and Jane Czyzewski

Back Row l-r: Bobbi Pulido, Geri Beyer, Linda Kunesh, Maureen Gibson, Diane McLaughlin, Cathy Kreis and Joyce Basel.

"Let us be thankful for the people who make us happy. They are the charming gardeners who make our souls blossom." Marcel Proust

## December 3 Program—Fresh Christmas Tree Arrangement

Christine Plier of Flowers by Christine, will be lending her professional assistance as we put together a gorgeous 18-20" tall, Christmas tree shaped arrangement made with live greens. They will be decorated with pine cones, decorations and bows. Each person will need to bring their own scissors and pruners.

Because of the quantity of supplies needed, **pre-registration and prepayment by November 20 is required.** The cost for members is \$25, non-members \$30. People can also purchase a "Take Home Kit" for \$25 if they want to make an additional tree at home. Again, it needs to be noted on their pre-registration and paid for in advance.



## Good Cheer—Member Concerns

\*Phyllis Hansford, charter member of the garden club, passed away on July 25. Please hold her son, Bruce (Laura) and her daughter, Brenda, in your thoughts and prayers. We received this note from Bruce and Laura.

*Dear Bloomingdale Garden Club,*

*Thank you for the beautiful flower arrangement. Your kindness and thoughtfulness are very much appreciated at this difficult time.*

*Kind Regards, Bruce & Laura Hansford.*



\*Bert West—Bert, diagnosed with Pulmonary Fibrosis, appreciates all your prayers, cards and concern as he works hard to regain his strength and stamina and adjusts to his new life with this disease.

\*Geri Beyer and Mary Fortino—keep them both in your thoughts and prayers as they endure treatments with grace.

## Eagle Scout Project

Michael Pierri, a boy scout from Troop 20, is currently working on an Eagle Scout project for DuJardin Elementary School and has requested our help. The project being planned will involve landscaping such as planting trees, shrubs, and flowers in empty plots of soil around the school and will take place on the last weekend in September. At the last gardening club meeting, Michael announced that he would be using the budget given to him by the school to purchase perennials from our sale and using them to help in this project. He is also looking for any donations that can be made such as additional plants and perennials. All help is greatly appreciated and is for a good cause to help enhance our community. If you have any questions, Michael can be contacted at [michaelp96@comcast.net](mailto:michaelp96@comcast.net).



# Fall Perennial & Bulb Sale

Dear Bloomingdale Garden Club Member,

Here are a few reminders regarding our **Fall Perennial & Bulb Sale -- From Our Gardens to Yours** that is coming up **Saturday, September 28th**.

**By September 7th**: Be sure to send a list of the perennial plants you'll be donating (with growing information) to Cathy Gall at [jocagallfam@att.net](mailto:jocagallfam@att.net) so she can prepare the labels for the plant markers and Henia can prepare the plant signs.

**Tuesday, September 10th, 10 a.m.** (Rain date: Thursday, September 12th, 10 a.m.) We can use the help of a few more people to help dig up perennials & pot them at Carole Lockerbie's home (326 Whitehall Terrace, Bloomingdale). If you can help, please call Carole at 630-980-0206. Pots and soil will be available.

**Prior to September 14th**: Dig up your perennials and bring them to the Potting Party where members will help to get them into pots.

**September 14th, 10 a.m. to 5 p.m.: Potting Party at Linda's**, 310 Arapahoe Trail, Carol Stream (south down Gary, past Army Trail, Lies, Elk Trail, & Hiawatha/Fullerton. Arapahoe Trail is the first street south of the Carol Stream Village Hall located at Hiawatha & Gary. Turn RIGHT on Arapahoe Trail. Go down about 5 blocks; the house is on the left. You may pull into the driveway to unload, but will then need to move your car. Parking is only allowed on the left (south) side of the street.

There are MANY things to do that day, including putting plant labels on markers, taping, etc. So even if you can't stand and pot, we hope you'll join us to help with other tasks. Feel free to bring a snack or beverage to share. We really have a lot of fun and appreciate ANY time you can give. Perennials also will be available for purchase, so you'll get the first pick!

"Guidelines for Perennials" are on the next page for your information. Be sure to see the "Tips from Our Gardens to Yours." Cathy ([jocagallfam@att.net](mailto:jocagallfam@att.net)) and Henia ([hsullivan05@yahoo.com](mailto:hsullivan05@yahoo.com)) need this information ASAP.

**Wednesday, September 25th, Sneak Peak at Perennials, 4-7 p.m.**: Another opportunity to purchase early. Bring your friends; cash or check only.

**Friday, September 27th, 4-8 p.m. Moving Equipment and Perennials to the Park District Maintenance Building & Setting Up for the Sale**

**Saturday, September 28th, 9 a.m. to 3 p.m. Fall Perennial & Bulb Plant Sale**, Bloomingdale Park District Maintenance Building, 259 Springfield Drive (north end of Springfield Park, south of Lake St.), Bloomingdale. Master Gardeners will be present to answer gardening questions.

**Other great items for sale**: tree seedlings from the Arbor Foundation, native plants, and 55-quart bags of Miracle-Gro Moisture Control Potting Mix for \$8/bag. We got these at Costco where they normally sell for \$9.99/bag! Definitely an incredible buy!



**Raffle**: Two beautiful fall pots also will be available at the Sale. \$1/ticket or \$5 for 6 tickets. Winners need not be present to win.

Everything is cash or check only.

**TABLES NEEDED**: The Spring Sale was extremely successful, in large part because the plants were displayed so well. We need tables again for this Fall Sale. Please be sure it is sturdy as the perennials will be heavier than the annuals we sold in the spring. If you can donate one or more tables, contact Linda who will arrange a "pick up" or bring them to the Park District Maintenance Building on Friday, 9/27, between 6 and 8 p.m.

**IF YOU HAVE NOT SIGNED UP TO HELP AT ANY OF THESE EVENTS, PLEASE CONTACT LINDA** at 630-221-8684 or email her at [kunesh310@comcast.net](mailto:kunesh310@comcast.net) to let her know when we can expect you. It takes everyone from our Cub to make this a success! Times on Saturday, 9/28 are 8 a.m. -- noon (set up and Sale); noon -- 4 p.m. (Sale & Clean Up).

**Email Buddies**: Please share all of this information with your buddy.

Thanks so much. The 2013 Fall Plant Sale Committee



# Guidelines for Perennials

## “2013 GUIDELINES FOR PERENNIALS”

### BLOOMINGDALE GARDEN CLUB FALL PERENNIAL PLANT SALE

We LOVE getting plants from our Garden Club Members and their friends for our Plant Sales. Below are a few “guidelines” we’d appreciate you following to ease your preparation and help our Garden Club get the most profit we can while giving our customers high quality, member-grown plants.

**TIPS from Our Gardens to Yours:** The Garden Club is developing a brochure (of sorts) regarding planting, pruning, and care of the perennials we’ll be selling in the Fall. Please send your “tips” to Cathy Gall ([jocagallfam@att.net](mailto:jocagallfam@att.net)) or Henia Sullivan ([hsulliv05@yahoo.com](mailto:hsulliv05@yahoo.com)) for inclusion in this little informational piece.

**Preparation for Our Plant Labels and Signs:** By September 7<sup>th</sup>, email Cathy Gall at [jocagallfam@att.net](mailto:jocagallfam@att.net) (preferred) or call 630-980-8493 to let her know what plants you will provide, how many, their height and spread, bloom time, and their growing conditions. Please include in your email or phone call the common name, along with the botanical name if you know it. Cathy is preparing labels for the plant markers. She’ll contact Henia to let her know so she can make printed signs that will be posted in the group of “like plants.” An example is shown below:

3 – ‘Autumn Joy’ Sedum (*Herbstfreude*). Pink (changing to rust) flowers in flat heads; fleshy green leaves. 24” H x 18” W. Full sun or partial shade. Flowers August-September.

**Perennial Plant Potting Party: Saturday, September 14, 10 a.m. – 5 p.m.** Linda’s house, 310 Arapahoe Trail, Carol Stream. You may bring your plants in bags or boxes and members will help you get them into pots. We also have lots of tasks to do to prepare, so any and all help is welcome. Feel free to bring a snack or beverage to share.



**Sneak Peak at Perennials: Wednesday, September 25, 4 – 8 p.m.:** Members and friends may purchase early at Linda’s house – cash or check only.

#### **IF YOU DECIDE TO DIG UP AND POT YOUR PLANTS YOURSELF, PLEASE FOLLOW THESE GUIDELINES:**

**Plan ahead. Perennials, bulbs, irises, etc. should be dug up NO LATER THAN SEPTEMBER 14<sup>TH</sup> for our Sale to allow the plants to “settle in” into their pots.** Be sure they are watered regularly and receive sufficient sun/shade so they can acclimate to their potted home.

**Use a pot size that accentuates the plant’s full, lush growth for early fall.** Use regular plastic pots, e.g., 6”, 8”, 10”, 12”, etc., for potting (no plastic bags please). Call Joyce (630-327-3871), Cathy (630-980-8493), or Linda (630-221-8684) if you need pots.

***The type of plant and its condition, along with the size of the pot will determine our pricing.***

**Please use potting soil, NOT garden soil or dirt.** The more attractive our plants are, the better they will sell. Re-use “old” potting soil from last year, if necessary, or purchase all-purpose potting soil at Home Depot, Lowe’s, etc., to cut down on your cost. (You do not need to purchase ‘Miracle Grow Soil-less Potting Mix.’) They will be transplanted by the customer within a few weeks from the time you pot them up. To minimize the mess, put a piece of newspaper or a new coffee filter in the bottom of the pot to cover the hole so the soil does not fall out.

**Potted perennials need to be dropped off at the Bloomingdale Park District Maintenance Building, 259 Springfield Dr., Bloomingdale, Friday, September 27<sup>th</sup>, 6-8 p.m. or Sat., Sept. 28<sup>th</sup> at 8 a.m.** Plants dropped off later may not be available for sale.

**Important Notes:** We do not have the resources available to help dig up plants unless there is an unusual circumstance. Please do not be offended if we “price” your plant for less than what you think is appropriate. As the Sale progresses, or if we have an abundance of similar plants (e.g., day lilies), prices may be reduced to “Buy 1 [at highest price]; Get 1 [or 2] FREE.”

**Questions or Concerns: Contact Linda at 630-221-8684 or Cathy at 630-980-8493.**

## Upcoming Club Meetings

**September 17** Joanne Rocchi, Perennial Manager of The Growing Place in Aurora, will be sharing her knowledge of bulbs in her program called, Success with Bulbs. She will be bringing some unusual and fun bulbs for purchase that evening too.

**October 20** Mark Spreyer of the Stillman Nature Center in South Barrington will be presenting his program, Who's Who of Owls. Mark will reveal the truth about many of our North American owls, explaining their amazing hunting adaptations. Slides and very special feathered guests will illustrate just who's who!



**November 5** November is the meeting where we have typically done an outreach craft project for the local nursing facility, West Suburban Care Center. We will be making centerpieces for their dining room. Our plans aren't firm on that at this time, but watch for further information at the September and October meetings and through email or snail mail.

All meetings begin at 6:30 PM and are held at the Bloomingdale Police Station.

## Thank You From DuPage Convalescent Center

*Dear Joyce, Joe, Maureen, George, Kathryn, Carole, Bobbi, and Bonnie,*

*Thank you so very, very much for coming out on Thursday to represent the Bloomingdale Garden Club at the Garden Reception at the DuPage Convalescent Center. It really meant a lot to me see you were able to make it. It was a busy, busy day. Sorry I didn't have more time to visit with each of you!*

*We also had guests representing the*

*Reeve Foundation, College of DuPage, Cantigny, and Proven Winners! They were duly impressed as most had never seen the Secret Garden before Thursday! I'm hoping they, too, will continue to support our efforts, as well.*

*The Residents, Staff, and Master Gardeners are extremely grateful to the Bloomingdale Garden Club's support of that amazing "Secret Garden." I hope you were amazed, as well, at all the growth, beauty, and vegetable bounty! And I hope*

*you had some time to just visit with the Residents. They are quite delightful!*

*I was there again this morning watering the Secret Garden and so many families with their loved ones were enjoying its serenity and beauty, too.*

*Please know that the continuing support of the Bloomingdale Garden Club is extremely appreciated by many people!*

*Thanks so much. Linda Kunesh*



Sunray Garden at  
DuPage Convalescent Center.

*August 16, 2013*

*To coin a line from a song sung by Bill Medley and Jennifer Warnes, "I've had the time of my life". This was the overwhelming feeling of the Residents, Staff and Master Gardeners about the great weather, the beauty of the 'Secret Garden', the great turnout and the many*

*positive reactions shown by you and the other visitors. The faces of the Residents showed it all. Because of you and your organization, wonderful things have happened and the program is heading in a very positive direction.*

*We thank you for sharing your valuable time with us to observe the*

*progress that has been made because of your generosity.*

*Sincerely,*

*Residents & Staff of DPCC and the DuPage Master Gardeners.*

## Tomato Recipes from Marilyn Johnson

### Corn Tomato Casserole

2 1/2 cups each of whole kernel corn (fresh or frozen) and chopped tomatoes

1 c chopped green pepper

1/2 c coarse cracker crumbs

1 1/2 tsp. salt, dash pepper


1 tsp. sugar

2 T melted margarine

Combine all and place in greased casserole dish

Sprinkle top with grated cheddar cheese and additional cracker crumbs. Dot with a little margarine.

Bake 350 for 30 minutes



### Tomato Pie

1 c Bisquick

1/2 c water

1 T softened butter or margarine

1/4 c. mayo

4 medium tomatoes, peeled and sliced


1 c shredded cheddar cheese

2 tsp. each dill, basil and parsley

2 green onions chopped (or regular onion)

Mix Bisquick, butter and water. Pat into 9" pie pan. Arrange tomatoes on top. Sprinkle cheese over tomatoes. Mix mayo, onion and herbs and spread on top of cheese. (I usually spoon it in dollops and then spread). Bake at 350 until golden brown. I have made a double recipe in a 9X13 pan. Great as a side or appetizer.

*"Knowledge is knowing a tomato is a fruit. Wisdom is not putting it in a fruit salad."*



"Just living is not enough," said the butterfly. One must have sunshine, freedom and a little flower." Hans Christian Andersen

(photo from Helen Price's garden)


## Have You Tried Growing Garlic?

It is so easy! For best results, purchase the bulbs from your local garden center or a catalog. Planting in the fall is best, about 6 weeks before the first freeze. This gives the clove time to develop roots before winter, so shoots develop rapidly in spring.

Snap the biggest best-looking cloves from the outside of the bulb, just before planting. Plant in full sun, in well cultivated soil. Place cloves 3-5 inches apart and 2-3 inches deep, with pointed

tips facing upward. Cover soil with several inches of mulch. Water regularly to promote germination.

Seeing green shoots before winter is normal. In the spring, fertilize as you would normally the rest of your garden. Wa-



ter thoroughly whenever the top few inches of soil are crumbly and moist. Stop when the green tops start to brown. When two-thirds of the green tops have dried out, sometime in July or August, it is time to dig in. Remove whole plant gently loosening the soil around the bulb. Dry plants in a single layer in a warm area with good air circulation or string together and hang them. In 2-3 weeks, snip the tops to 2 inches and cut back the roots. Store in cool dry spot—don't refrigerate.

## Bloomington Garden Club

Meeting Location:  
Bloomington Police Station  
201 S Bloomington Rd  
Bloomington IL 61810

Email: cathyjk@sbcglobal.net  
Phone: 630-351-9336

**We're on the Web!**

**[www.bloomingtongardenclub.org](http://www.bloomingtongardenclub.org)**



## 2013 Club Officers

### Position


President.....Joyce Basel  
1st Vice President.....Marilyn Johnson  
(Membership)  
2nd Vice President.....Roberta Pulido  
(Programs)                      Maureen Gibson  
   Cathy Kreis  
Publicity.....Helen Price  
Newsletter.....Cathy Kreis  
Website.....Cathy Gall  
Treasurer.....Henia Sullivan  
Good Cheer.....Esther Ahlrich  
Hospitality.....Mary Fortino  
Secretary  
Ways & Means.....Linda Kunesh

The Bloomington Garden club was formed to encourage the advancement of gardening, development of home grounds and civic beautification. To stimulate interest, knowledge and love of gardening among amateurs. To aid in the protection of native trees, flowers and birds. To further the extermination of noxious weeds and to cooperate with other organizations in the beautification of the community.

Membership is open to all persons at his or her request of application regardless of residence. Annual dues for a single new member are \$20 and \$25 for a couple, when paid January 1-June 30. Half year dues for a single new member are \$10, and \$12.50 per couple when paid July 1 thru December 31.

## Weeds

Pulling weeds, a thankless task,  
It hurts your knees  
And it strains your back.  
But if you don't invest the time,  
Your garden grows amok,  
Like mine.



Monica Clark

Shipsheana, Indiana (Birds & Blooms August/September 2013)

## Garden Planning

Now is the time to figure out where there are holes in your garden. Take pictures or map it out so you know where you want to plant next year. **Or** go to our Fall Perennial and Bulb sale on Saturday, September 28 and pick up some garden favorites to plant now and get established before frost.