

December
2021

The Trowel

Volume 9
Issue 4

B L O O M I N G D A L E G A R D E N C L U B N E W S L E T T E R

Greetings from our **President**



Hello
Everyone,

I do hope
that you all
enjoyed a
wonderful
Thanksgiving
with family
and friends

and that you are looking forward to
the Holiday season.

We are all so fortunate not only
with having homes and families,
but also that we have our Club and
the marvelous friendship and camaraderie that we so enjoy. However,
as we all know there are many others
not as fortunate—among them
the patients at the West Suburban
Nursing Home. Our door hangings
have been delivered and were
so appreciated as they dress up the
facility and help cheer the folk there
many of whom are very restricted.

You will recall that last year we
sent out an appeal for donations
of personal items to be shared
among these patients as small gifts
for Christmas. It was an enormous
success—and we are hoping to do

this again this year. We are asking
each and every one of you to purchase
something to brighten the
holiday for an individual who has,
again, had a lonely year.

Our Cathy Gall has once more
generously offered her home as
the “Collection Center” and you
may leave items on her doorstep
from **Monday through Thursday
December 6th through the
9th**. Delivery to the nursing home
would be Friday December 10th.
Cathy’s address is:

**264 Crestwood Lane, Bloomingdale
and her cell phone is: 630-247-8493**

Use your imagination—this does
not have to be an expensive endeavor
or for anyone. The residents would
love mens and womens personal
toiletries, puzzle books, calendars,
a pretty scarf, new socks, store
bought cookies, candy, etc. Please
contribute—this is such an easy
thing to do and so tremendously
appreciated by folk way less
fortunate than we are.

Thank you!! Thank you!!

Joyce Basel

Christmas Traditions

Debbie Matuszak



Image: From WTTW's 'Chicago Stories'

When I was young, we would bundle up every year, ride the “L” train downtown to eat lunch under the Walnut Room Christmas tree and see the magnificent story-telling store windows. The tree was a fresh one and several stories high.

Marshall Fields started decorating windows in 1897 as an elaborate toy display. In 1944 they created themed windows that spanned along State Street to tell a story. The first story was “The Night Before Christmas”. Themed windows were a big hit.

Two years later a mascot named Uncle Mistletoe was added to compete with Montgomery Ward’s Rudolph the Red-Nosed Reindeer. Uncle Mistletoe was a mix of the creator’s favorite uncle, Charles Dickens and a dash of an Arabian Knight. His job was to keep track of all the nice children for Santa. He was so popular that he was featured in a weekly children’s television program along with Aunt Holly. They were soon joined by Freddie Field Mouse and his wife Marcia. The windows featured their growing family with four new baby mice.

The store was bought by Dayton Hudson in the 80’s and then Macy’s in 2006. Windows have featured Cinderella, The Nutcracker and even Harry Potter.

This year the theme has a blue reindeer named Tiptoe who is too shy to fly and finally believes he can. The story-telling windows are one of Chicago’s longest running holiday displays.



IN THIS ISSUE

President’s Greeting	1
Christmas Traditions	2
West Suburban Craft Night	3
Plant American Community Grant Report	4-5
Plot-to-Plate Garden 2021	5
Make a Difference Day	6
Stovetop Potpourri	6
What’s to Come in 2022?	7
Holiday Recipes	8
Party Trivia	9
Birdseed Ornaments	9
Snowman Crossing & Member’s Photos	10
This Year	11
Member Update	11
Travel Corner	11
About the Club / Officers & Committees	12

The angel said to him, “I am Gabriel. I stand in the presence of God, and I have been sent to speak to you and to tell you this good news.”
Merry Christmas!



The Bloomingdale Garden club was formed to encourage the advancement of gardening, development of home grounds and civic beautification. To stimulate interest, knowledge and love of gardening among amateurs. To aid in the protection of native trees, flowers and birds. To further the extermination of noxious weeds and to cooperate with other organizations in the beautification of the community.

West Suburban Craft Night



This year the board organized crafts for the residents of West Suburban Nursing and Rehab Center. This was done with a budget in mind using base elements paid for by the club and an abundance of donations contributed from all who attended. Everyone participating needed to create 4 door hangers to meet our goal of 103 for all the residents of West Suburban. We had so much fun doing this and the results were outstanding!



Plant America Community Grant Final Report



Linda Kunesh

Bloomington Garden Club, in collaboration with University of Illinois (U of I) Extension DuPage Master Gardeners, comprise the DuPage Care Center (DPCC) Garden Team. The Team, along with strategic partners, accomplished the following for DPCC with the \$1,000 award of the National Garden Clubs, Inc. Plant America Community Grant:

Most of the Pollinator Garden at DPCC was planted in the fall of 2020 with more than 85 pollinator plants/shrubs donated by Midwest Groundcovers. Later that fall and in the spring of 2021, bulbs and additional pollinator-friendly annuals were planted, along with fertilizer purchased and used for the plantings. Additional supplies were purchased.

A "Nature's Healing Art Pole," 18 dwarf butterfly bushes, and additional perennials and native



plants were purchased and installed in the Resident Garden.

Telescoping watering wands were purchased and installed on strategically placed hoses throughout the garden area.

Organic soil and mulch were installed in the Pollinator Garden.

Bloomington Garden Club and DPCC Foundation (DPCCF) committed additional money for plants.

Mulch was purchased in October with DPCCF funds and spread throughout the new Pollinator Garden by the DPCC Garden Team.

Quotes were received from potential irrigation system companies. However, given the nature of the plants donated and since many were "natives" we decided to forgo the irrigation system and invest in the garden itself.



Signage for and information about the plants were developed and displayed in the Pollinator Garden and the informational kiosk.

The Secret Garden Gazette, a 4-6-page publication to connect Resident Gardeners to the gardening experience and the DPCC Garden Team to the Resident Gardeners was initiated by two Master Gardeners. It was



Final Report Cont'd

launched last year since Master Gardeners were not able to teach face-to-face lessons due to the pandemic. Articles provided educational content, as well as some articles for fun, along with photos of the garden. Contributors included a number of Master Gardeners, along with those who also are members of the Bloomingdale Garden Club. Paper copies of these editions were delivered to resident gardeners and read aloud on the PA system. These efforts were well-received by

the residents. In June, 2021, we sent out the 10th edition.

Seven of the 10 issues featured articles on pollinators and/or the new Pollinator Garden. Some of the issues also noted the generous donation from the Plant America Community Grant Program.

EXPENSES: Bulbs, plants, & fertilizer; signage supplies (\$1,000)

DONATIONS: Time, plants, materials (\$12,078)

Plot-to-Plate Garden 2021



Gail Sanders

Thanks to everyone's help, the Plot-to-Plate Garden had a record year for number of pounds of produce delivered. Our harvesting yielded at total of 595 pounds! Our five top poundage producers were tomatoes (187 lbs.), onions (65.5 lbs.), tomatillos (57.75 lbs.), green peppers (51.25 lbs.), and salad greens (44.25 lbs.). In addition, we also grew green beans, beets, broccoli, carrots, cucumbers, garlic, herbs, peas, hot peppers, potatoes, radishes, winter squash, and zucchini. Four of our garden club members (Laurie, Akhila, Cheryl, and Gail) gave us another 108 pounds of produce from their gardens to add to our donations. We split our donations between the Bloomingdale Church Food Pantry, Bloomingdale Township Food Pantry, and Family in Faith Food Pantry.

The Plot-to-Plate committee has cleaned up the garden and stored all our equipment and signage. We are done for this year and have already met to review the season and make tentative plans for 2022. We hope that those of you who



helped in 2021 will be willing to join us again in the new year and those of you who didn't will consider being part of this project.

Plot-to-Plate Committee: Susan Glick-Shore, Gail Sanders, Eileen Spaman, and Cheryl Svec.

Marilyn Dattilo's Garden Day

Ok...what a joy to be in the garden this morning!

I got started a little later than I wanted, however, I have never seen the garden or raised gardens until this morning!

I cleaned up the few weeds around the marigolds, and picked up some miscellaneous items, papers and such that were evident in the garden. The ground seemed moist...wet....so I did not water. I will get in touch with Tom later today and coordinate our efforts with him for the rest of the week.

For sure....my first visit to the garden could not have been better. Amazing what the BGC has done for the community. So happy to be part of this endeavor and a member of the Club!!

The cherry tomato plants seem to be on their last round of harvest....the beautiful smell from the oregano....impossible to miss it! Saw a huge bee who was very busy 'kissing' the marigolds! Wish everyone has the opportunity to spend a little time in the garden that gives to those in need, the freshness of God's good earth!

Make a Difference Day

Joyce Basel

Although it started off quite chilly, Saturday October 19th turned out quite beautiful, and a number of our club members joined others at the pavilion in Springfield Park for the annual “Make a Difference” day clean up and seed harvesting.

We were welcomed by Joe Potts, Executive Director of the Bloomingdale Park District, together with his staff. This event is hosted by Wolff Construction and Bill and Natalie do a marvelous job each year—with coffee to warm us up to start and then a delicious chili afterwards. We met Seth and Evan from Pizzo—the organization responsible for the project of overhauling and rejuvenating the wetland in this park. These two young guys sorted us into groups—those for harvesting seed, others for repairing and weeding and for the younger and 19 more energetic, picking up and cleaning.

It was a fun morning, most of the garden club members were engaged in harvesting seeds from



the grasses and wild flowers—some filled their bags quickly while others had to search for the more elusive plants. Everyone thoroughly enjoyed themselves and were quick to say that they would volunteer again next year. In fact it would be wonderful if an even bigger contingent from our club could participate in the future—this is a truly worthwhile project.

A big thanks to Wolff Construction for hosting the event and for feeding us!! And also to Sean and Seth from Pizzo who were so engaging and so ready to teach us about this wetland.



Joyce Basel and Carole Lockerbie

Stovetop Potpourri

Simply bring a large pot of water to a boil, reduce to simmer, and add in your favorite aromatics—citrus and spice are the most potent and pleasant scents, but the possibilities are endless. Remember to add more water as it evaporates and boils off, and you can keep your pot simmering all day! Here are some scent combinations to try:

Citrus Splash

- ½ orange, thinly sliced
- ½ lemon, thinly sliced
- ½ grapefruit, thinly sliced
- 2-3 cinnamon sticks
- 2 sprigs rosemary



Apple Cinnamon

- 1 apple, sliced into wedges
- 2 cinnamon sticks
- 2-3 slices of fresh ginger

Orange Cranberry Spice

- 1 orange, thinly sliced
- 1 cup fresh cranberries
- 2-4 cinnamon sticks
- 2 TBSP whole cloves

Lemon Vanilla

- 1 lemon, thinly sliced
- 1 TBSP vanilla extract
- 2 sprigs rosemary



What's to Come in 2022?

BLOOMINGDALE GARDEN CLUB January 18, 2022 Annual Business Meeting

Find out about upcoming events and our 2022 plant sale. Help with decisions for elections and where to direct our charitable donations.



Reminder to Members: Our Good Cheer Person, Jennifer Moore, sent a letter out to all of you (by snail mail to ensure that you got it!!!) in which she urged you to participate more fully with the Club and our endeavors. We really need our new (and younger) members to step into Board position and give our club a “shot in the arm” with energy and fresh ideas. Positions that are up for re-election are as listed:

1st Vice President – Membership

Membership/First Vice President shall perform the duties of the President in the absence of, or at the request of, the President. If the office of the President becomes vacant, the First Vice President becomes the President. The First Vice President acts as Membership Chairperson and maintains monthly meeting attendance records, membership roster, ID badges. Monitors the club's email account, notifies club members of the regular monthly meetings and relates other pertinent information to club members.

3rd Vice President – Ways and Means

The Third Vice President Ways and Means, shall direct all fundraising activities of the Club, and acts as Plant Sale Committee Chairperson.

Publicity

The Publicity Chairperson shall provide notice of meetings and club activities to local newspapers, community newsletter, and Garden Club of Illinois quarterly magazine. The Publicity Chairperson oversees the Publicity Committee, i.e., newsletter, flyers, website, and social media.

Recording Secretary

The Recording Secretary, in the absence of the President and Vice President(s), shall preside until a President pro-tem is elected. The Recording Secretary shall record the minutes of monthly meetings, the annual business meeting in January, and Executive Board meetings. The Recording Secretary is the custodian of the minutes.

2022 Upcoming Meetings

Seed Starting: Give Your Garden a Head Start Tuesday, February 15, 2022

Master Gardener, Paul Stouffels, will show us how to jump-start our growing season.

Gardening in Raised Beds and Containers Tuesday, March 15, 2022

Master Gardener, Gail Sanders, will show us how to use above ground growing systems for safe and fruitful production of backyard vegetables.

Plant Sale Prep Meeting Tuesday, April 19, 2022

This will be an overview of this year's plant sale, what to expect, schedule review, sign-ups for working the sale, food, equipment, raffles, etc.



Our Corporate Membership at Carol Stream Fountainview Fitness

As a member of the Bloomingdale Garden Club, you can get a corporate membership at Fountainview Fitness for only \$35 per month. There is an indoor warm water therapy pool and full size pool for swim exercise classes or just swimming laps. Even treading water is good for you! Get those joints moving again on the walking track, machines, or come and join us in the pool!



Holiday Recipes

Cathy Kreis (A delicious holiday spirit.)

Cranberry-Lime Vodka

MAKES 3 CUPS

(Make up to 1 day or a week in advance.)

3 ½ cups fresh cranberries

½ cup sugar

¼ cup fresh lime juice

3 cups vodka

Strips of lime zest from 1 lime



Heat 3 cups of the cranberries, the sugar, and the lime juice in a medium saucepan over medium heat until boiling. Reduce heat to low and simmer until most of the cranberries pop, about 5 minutes. Remove from heat and cool completely. Add the strips of lime zest to a jar with a tight-fitting lid, then pour in the vodka. Spoon the cooled cranberry mixture into the jar. Put the lid on the jar and let the mixture macerate (soften) in the refrigerator at least one day or up to a week. When you're ready to package it, strain vodka through a sieve into bottles with tight-fitting lids. Add the remaining ½ cup of fresh cranberries.

Jamie Schneck (Everybody loves these—and they make a wonderful gift.)

Candied Pecans

1 cup white sugar

1 teaspoon ground cinnamon

1 teaspoon salt

1 egg white

1 tablespoon water

1 pound pecan halves

Preheat oven to 250° F.

Mix sugar, cinnamon, and salt together in a bowl.

Whisk egg white and water together in a separate bowl until frothy. Toss pecans in the egg white mixture. Mix sugar mixture into pecan mixture until pecans are evenly coated. Spread coated



pecans onto a baking sheet.

Bake in the preheated oven, stirring every 15 minutes, until pecans are evenly browned, 1 hour.

Debbie Matuszak (At cookie exchange last year.)

Kolaczki Polish Cookie

Prep time: 1 hour 5 minutes

Cooking time: 45 minutes

MAKES: 5 DOZEN

8 ounces cream cheese

1 ½ cups butter

3 cups flour

½ teaspoon salt

1 – 1 ½ cups filling, such as fruit preserves or jam, nuts or poppy seed

Instructions

Cream the cream cheese and butter until light and fluffy.

Stir in the flour and salt.

Wrap in plastic wrap and chill for one hour

Preheat oven to 350 degrees

Roll out the dough by first dusting the mat or countertop with granular sugar


Roll to ¼ inch and cut into 2 inch squares. If you have a fluted pastry cutter zig-zag along the edges of the cookies

Place a teaspoon of filling in the center of each square

Fold over opposite corners and seal well

Bake for 15 minutes or until corners just begin to brown

Cool on a rack and dust with powdered sugar.



Christmas Party Trivia



Test out your basic trivia knowledge with a Christmas quiz on your favorite Christmas movies, songs, and folklore to see how much you really know about the most magical time of the year.

Question: Which popular Christmas beverage is also called “milk punch?”

Answer: Eggnog

Question: What did the other reindeer not let Rudolph do because of his shiny red nose?

Answer: Join in any reindeer games

Question: How many ghosts show up in “A Christmas Carol?”

Answer: Four



Question: What are the two other most popular names for Santa Claus?

Answer: Kris Kringle and Saint Nick

Question: In Home Alone, where are the McCallisters going on vacation when they leave Kevin behind?

Answer: Paris

Question: In which modern-day country was St. Nicholas born?

Answer: Turkey (originally Patara, a city in the ancient district of Lycia, in Asia Minor)



Question: Which country started the tradition of putting up a Christmas tree?

Answer: Germany

Question: In the song “Winter Wonderland,” what do we call the snowman?

Answer: Parson Brown

Question: In the movie Elf, what was the first rule of The Code of Elves?

Answer: Treat every day like Christmas

Question: What was the highest-grossing Christmas movie of all time?

Answer: Home Alone

Question: Whose eyes are all aglow in “The Christmas Song?”

Answer: Tiny tots



Question: What was the real name of the character Tim Allen plays in The Santa Clause?

Answer: Scott Calvin

Question: How many gifts in total were given in “The Twelve Days of Christmas” song?

Answer: 364

Question: Which fairy tale was the first gingerbread houses inspired by?

Answer: Hansel and Gretel

Question: In the movie A Christmas Story, what was the name of the neighbors whose dog ate the Christmas turkey?

Answer: The Bumpuses

Question: In the movie Elf, how does Buddy get to the North Pole?

Answer: He hides in Santa’s sack




Question: Where did there arise such a clatter?

Answer: On the lawn

Question: What are Christmas trees also called?

Answer: Yule-Tree



Birdseed Ornaments



2 tbsp coconut oil

1 cup birdseed

Measure the coconut oil into a microwave safe bowl. Microwave until oil melts, about 30 sec. Add birdseed and mix well.

Place cookie cutters on a small parchment-lined baking tray. Fill with the mixture. Using a straw or skewer, poke a hole in the top of each ornament.

Refrigerate until ornaments harden. Carefully remove the cookie cutters. Insert a piece of ribbon through the hole to create a loop.

Hang your ornaments outside and wait for the birds to arrive.

Snowman Crossing Tree Decorating




Left to Right: Ofelia, Cathy, Carole, Henia, Linda and Jennifer. Right: Ofelia and Hector.
On the Sunday after Thanksgiving, Bloomingdale Garden Club members decorated a Christmas tree representing our club with birdseed packets, ribbons, flowers, and bows at the Bloomingdale Library's Snowman Crossing. All the decorated trees there are beautiful. Stop by and see them all!



Pride and Joy



Home-made Christmas Pots
Susan Glick-Shore



Christmas Cactus
Jennifer Moore



Magic Carpet Spirea
Jamie Schneck



Potted Impatiens
Sorry—?

This Year, 2022

Submitted by Linda Kunesch

Author Unknown

This year, think first of someone else.
Take pleasure in the beauty and wonder
of the Earth.

Write a love letter. Share some treasure.
Gladden the heart of a child. Welcome a
stranger. Thank God for what you are
and what you have, whether it be great
or small.

Mend a quarrel. Give a soft answer.
Seek out a forgotten friend.
Dismiss suspicion and replace it with trust.
Keep a promise. Find the time.
Forgo a grudge. Forgive an enemy.
Apologize if you are wrong.

Listen. Try to understand.
Examine your demands on others.
Appreciate. Be kind. Be gentle.
Laugh a little. Laugh a little more.
Deserve confidence.

Express your gratitude to others.

Pray for peace. Go to church.
Love completely. Speak your love.
Speak it again. Speak it still once more.
These are but inklings of a vast category,
a mere scratching of the surface.

They are simple things. You have
heard them all before. But their
influence has never been measured.
This year, they can change your life.



Cathy Kreis Update

2915 Fox Court East, Martinsville, IN 46151

Cathy sends news of a new health struggle she's having and treatments she will need. Please stay in touch with her and keep her in your thoughts and prayers as she contends with this new challenge in her life.

The Travel Corner



Will things ever return to what
was once normal for the Field of Travel?
It doesn't seem to be that way.

My greatest concern over the years was if
the field could grow careers for the younger
generations. I use to think it was a good
opportunity to hone in communication skills,
sales skills, and people interacting skills that
would enrich lives on both sides of the travel
desk. With the added restrictions regarding
travel due to health and political issues, your
agent will need to be a computer wizard,
and a bit of a 'protective ambassador' who
can navigate the best places to visit with
regard to experience, education and safety!
Always with an eye on fulfilling the travel
desires of their client. So, yes, if you have a
young person wanting a career in travel,
I would tell them to go for it!

Marilyn Dattilo—Travel Techniques
630-671-0750 • traveltech@att.net

Where is Joan Skotleski?

"Our Bloomingdale home settled on Aug 24, we
left for Kentucky Aug 25, and started looking for
new home Aug 26. Real estate market here in-
sane competitive. Finally found our "forever"
(I hope) home on Sept 9. Settled in our new house
Oct 15. Got furniture finally delivered Nov 3.
All this done from a one room hotel room with
2 cats and husband working 12 hour shifts that
changed days off weekly. Lots of stories about
sick kitties, mother-in-law falls, emergency trips
to Philly and DC and a gallon of olive
oil dumped in my car's trunk. Each
day has had its own challenge!



Happy to say I have been able to sleep in my own
bed since 11/21." Joan's new address is:

5395 Midnight Run, Independence KY 41051



2021 Club Officers and Committees

*President Joyce Basel

***1st Vice President Henia Sullivan/
(Membership) Cathy Gall**

*2nd Vice President Laurie Dring
(Programs)

***3rd Vice President Linda Kunesh
(Ways and Means)**

*Treasurer Cheryl Svec

***Publicity Jamie Schneck
(Website, Flyers, The Trowel)
Publicity Committee
Promotions.....**

Facebook Cathy Gall

Website Support Dan Vitacco

***Recording Secretary Joan Skotleski**

*Corresponding Secretary ... Joyce Basel

Community Garden..... Gail Sanders
(Plot-To-Plate)

Good Cheer Jennifer Moore

Hospitality Susan Glick-Shore
Hospitality Committee.... Carol Lockerbie

Memorial Garden Joyce Basel

Nursing Home Liaison..... Chris Magnatowski

**Denotes Executive Board*

Highlight denotes offices up for election in January.

Let Us Hear From You:

jschneck1233@sbcglobal.net

Phone: 630-372-6003

Posting Months:

March, June, September and December

OUR VISION

To educate members and the community about gardening through informative and educational meetings, workshops and activities

- To develop and promote projects for civic beautification and environmental stewardship
- To support philanthropic endeavors which aid the residents of the Bloomington community and surrounding areas
- To provide opportunities for fellowship for those interested in gardening and environmental and civic responsibility
- To aid in the protection of native trees, flowers and birds
- To further the extermination of invasive and/or noxious plants

MEMBERSHIP

Membership is open to all persons at his or her request of application regardless of residence. Annual dues for a single new member are \$20 and \$25 for a couple, when paid January 1 through June 30.

Half year dues for a single new member are \$10, and \$12.50 per couple when paid July 1st through December 31st.

Visitors are always welcome, but we encourage them to join the club after 3 visits in order to help out with the costs of our monthly programming.

Meeting Location:

The 3rd Tuesday of each month. Social time and announcements at 6:15. Program begins at 7 PM. Cornerstone Faith Community Church
118 S. First Street, Bloomington, IL 60108

Contact Us At:

bloomingtongardenclub@gmail.com

We're On The Web:

bloomingtongardenclub.org